





























IMPORTANT PITCH INFORMATION

PITCH TYPE	ACCOMMODATION PERMITTED	VEHICLES PERMITTED
STANDARD PITCH NON-ELECTRIC 7m(D) x 7m(W)	 1 x Family Tent	 1 x Car or Small Van or max of 4 motorbikes
	 1x Live-in Vehicle	 1 x Car or max of 4 motorbikes
LARGE PITCH NON-ELECTRIC 8m(D) x 8m(W)	 1 x Family Tent	  2 x Cars or max of 4 motorbikes
	  2 x Two-man Tents	  2 x Cars or max of 4 motorbikes
		  2 x Cars or max of 4 motorbikes
STANDARD PITCH ELECTRIC 7m(D) x 7m(W)	 1 x Family Tent	 1 x Car or Small Van or max of 4 motorbikes
	 1x Live-in Vehicle	 1 x Car or max of 4 motorbikes
LARGE PITCH ELECTRIC 8m(D) x 8m(W)	 1 x Family Tent	  2 x Cars or max of 4 motorbikes
	  2 x Two-man Tents	  2 x Cars or max of 4 motorbikes
		  2 x Cars or max of 4 motorbikes

PITCH TYPE	ACCOMMODATION PERMITTED	VEHICLES PERMITTED
EXTRA LARGE PITCH ELECTRIC 10m(D) x 8m(W)	 1x Live-in Vehicle	 2 x Cars or max of 4 motorbikes

A **LIVE-IN-VEHICLE** is either 1x caravan **OR** 1x motorhome **OR** 1x campervan **OR** 1x converted van **OR** van that you are sleeping in. More than 1x live-in-vehicle will not be permitted on one large or extra-large pitch. You are permitted to attach an awning to your live-in-vehicle and all persons must sleep within the live-in-vehicle / awning. No additional tents are to be pitched within the space.

ELECTRIC PITCHES: if you booked a pitch with electric supply, it will state ELECTRIC on your pitch booking / ticket. If the word "ELECTRIC" does not appear on your pitch booking / ticket, you have not selected electric supply at the time of booking your camping booking.

PLEASE NOTE: your vehicle accommodation must fit into the pitch size you have booked, please measure if necessary. There is no alternative parking on site.

CABLE REQUIREMENTS

Booked a pitch with power? We want to get you connected without a hitch read on for all the details you'll need. We don't sell cables on site so be sure to come prepared!

When you've booked a pitch with electric hook-up (EHU) we will provide one **6amp** single-phase CeeForm socket on a distribution board in an area near your pitch. You must provide a suitable cable to facilitate hook up from the pitch-side distribution board, we've included some handy tips below.

TENT PITCH WITH ELECTRIC HOOK-UP



Your connection cable will need to be:

- ⇒ 16a single phase CeeForm plug (Blue).
- ⇒ Appropriate grade of double insulated, three-core outdoor cable.
- ⇒ 25m in length.
- ⇒ The other end of the cable should be a 13a socket or Multi Socket with electrical and mechanical protection.
- ⇒ **PLEASE NOTE:** 1.5mm or larger twin and earth is not acceptable.

LIVE-IN VEHICLE WITH ELECTRIC HOOK-UP



Your connection cable will need to be:

- ⇒ 16a single phase CeeForm round plug (blue).
- ⇒ Appropriate grade of double insulated, three-core outdoor cable.
- ⇒ 25m in length.
- ⇒ The other end of the cable should be a 16a round socket with electrical and mechanical protection.

HOOKING UP

You'll be hooked up in no time! Make sure to follow the below guidance for hooking up to, and removing, electric supply from your pitch.

CONNECTING

1. Check your caravan/motorhome isolating switch is at 'OFF'.
2. Uncoil the connecting cable from the drum.
3. Take your cable and insert the connector into the caravan inlet.
4. Insert the plug into the site outlet socket and turn it clockwise until it locks.
5. Switch your caravan isolating switch to 'ON'.
6. Preferably insert a polarity tester into one of the 3-pin sockets in the caravan to check all connections are correctly wired. Never leave it in the socket. The supply must not be used if the polarity is incorrect.

DISCONNECTING

1. Switch your caravan isolating switch to 'OFF'.
2. At the site supply socket, press the release button and withdraw the plug.
3. Disconnect the cable from the caravan.

KEEPING YOUR POWER ON TRACK

We want to power you through your stay, please familiarise yourself with our output information.

- ⇒ Power is supplied by on-site generators. While every measure is taken to ensure the noise from these is minimal, it is not possible to soundproof them entirely.
- ⇒ Supply is a maximum of 6a, which means at any one time the total of all appliances in use at an individual pitch, must not exceed 6 amps.
- ⇒ Use of generated electricity will not affect your normal 12-volt electrical system directly; it may keep an onboard battery charged up (through a suitable charger) to help keep the 12-volt electrical system working.
- ⇒ Domestic appliances can not be used (E.G Kitchen kettle/toaster).



The equipment we use to provide Electric Hook-ups is all located above ground. Please be careful when moving around areas, by vehicle or on foot as there will be cables and connection boxes between pitches.

IMPORTANT TO REMEMBER

- ⇒ **If at any time you do not receive power or have any other electrical problem a qualified electrician may be needed, particularly if there is a recurring fault.**
- ⇒ **If you overload your mains system a circuit breaker will disconnect your supply. Go to the external socket outlet and reset the trip switch for your plug socket.**
- ⇒ **Please be aware if you connect faulty appliances to the system the safety devices may disconnect not only your power but also to other outfits.**
- ⇒ **Should a fault occur do not investigate anything unless you have disconnected from the supply. The trip in your van may need to be reset.**
- ⇒ **If your cable is damaged, never cut, re-join, or tape-up and never wrap any connection in polythene sheets.**

ADDITIONAL INFORMATION

- ⇒ Once your car(s) are parked in your pitch, we ask that there is no movement of vehicles.
- ⇒ If you wish to be pitched with another booking, or near friends/ family, you must all book the same pitch type and size and have the correct 'accommodation permitted' for that pitch type and size. You must all arrive together as we cannot allow holding or reserving of pitches.
- ⇒ A reminder that no charcoal / disposable BBQs are permitted.



Please note, electric cars are not permitted to be charged on site.